

**Summer Vacations will commence from 11<sup>th</sup> May' 26 to 30<sup>th</sup> June' 26. The school will reopen from 1<sup>st</sup> July'26 .** Summer Vacation is synonymous with fun and frolic, going for picnics ,visiting Nani house, Dadi house, watching your favourite shows on television, playing for long hours, exploring new places and much more. But, there is a lot more a child can do to make their vacation more interesting and meaningful.

Parents are requested to kindly take their children to visit some of Delhi's notable educational and cultural landmarks such as Bharat Darshan Park, Vasudev Ghat, Waste to Wonder Park ,Pradhan Mantri Sanghralay, Garden of five senses etc . These visits will help children gain a better understanding of their city's heritage, environment, and public spaces while encouraging experiential learning beyond the classroom.Such experiences will also enhance their observational skills, foster awareness about cleanliness and heritage conservation, and develop curiosity about their surroundings.

*Let's share some tips to make these holidays a fruitful and happy period for them.*

- Help your child inculcate good habits , doing yoga and simple exercises & encourage him / her to greet all elders in the morning.
- Use 4 magical words : PLEASE, SORRY, THANK YOU, EXCUSE ME as the basics of good manners.
- Keep at least half an hour a day for sharing experiences with your child. '
- Encourage your child to speak in English. Fix one hour in a day when you communicate with your child only in English.
- Tell your child different stories regularly and encourage him to describe what he/she would do in a similar situation. Here are few suggested titles which you can read with your child.
  - a. Hare and the Tortoise
  - b. Emperor's New Clothes
  - c. Thumbelina
- Restrict his or her television watching, confining it to interesting children's programs, cartoon films, Discovery channel etc. '
- **Keep a water bowl on your terrace for birds. Refill and clean it everyday.**

**Note :- Do the following work in the separate notebook. Revise the work done in the class**

### English

1. **Fun with Words:** Make any five words from each of the given word families: at, us, in, up, it, so. Paste or draw small pictures related to each word.
2. **Reading Time:** Read any one story from the following: Ant and the Grasshopper, The Ugly Duckling, Snow White, The Three Little Pigs.  
After reading the story, write 6–8 words from it and also write their meanings. Draw and colour your favourite scene or character from the story.
3. **My Summer Diary :** Write a few simple sentences about your daily activities during the holidays. You can also draw small pictures to make your diary colourful and interesting.
4. **Summer Safety:** Write 4–5 simple sentences about what we should do in summers and what we should not do in summers.
5. **Summer Fruits:** Draw or paste pictures of any five summer fruits. Write three simple sentences about them.
6. **Spell Check Practice :** Learn and revise 8 to 10 words every week from your textbook (Ch:- 1 to 3).
7. **Cursive Writing Practice:-**Complete pages 6 to 20 in your cursive writing book. Do one page daily and maintain neat handwriting.

### हिंदी

1. प्रतिदिन एक सुलेख लिखिए ।
2. पाठ - 1 कविता याद कीजिए और पाठ्यपुस्तक पृष्ठ 15 में दी गई गतिविधि बनाइए।
3. पाठ 2 और 3 याद कीजिए और 10 कठिन शब्द चुनकर वाक्य बनाइए।
4. हिंदी भाषा में अपना नाम लिखने का अभ्यास कीजिए।
5. संज्ञा शब्दों के पाँच उदाहरण लिखिए और उनके छोटे-छोटे चित्र बनाइए।

6. A4 शीट पर पशु पक्षियों के चित्र चिपका कर उनके नाम और बोलियाँ लिखिए ।
7. कोई भी एक चित्र बनाइए या चिपकाइए। चित्र को ध्यान से देखकर उसके बारे में 4-5 सरल वाक्य लिखिए।
8. सप्ताह के दिनों के नाम (सुंदर प्रस्तुति)
  - i. रविवार ,सोमवार ,मंगलवार ,बुधवार ,गुरुवार ,शुक्रवार ,शनिवार
 आप इसे और सुंदर बनाने के लिए हर दिन को अलग रंग से लिख सकते हैं, बॉर्डर बना सकते हैं और छोटे-छोटे चित्र भी बना सकते हैं। चाहें तो इंद्रधनुष के रंगों में भी लिख सकते हैं

## MATHEMATICS

1. Number Names (1 to 100) :- Write number names from 1 to 100 ( 3 times ) neatly in your 3-in-1 notebook. Make your work colourful by using different colours .
2. Forward Counting (1 to 200):- Write numbers from 1 to 200 in order. Circle odd numbers using red colour and even numbers using blue colour. create a number grid to make your work look neat and interesting.
3. Math Practice (20 sums each):- In a thin separate notebook, solve the following:20 addition sums, 20 subtraction sums, and 20 multiplication sums.use small drawings or objects to make your work more creative and easy to understand.
4. Shape Scenery (Craft Activity): Take an A4 sheet and use cut-outs of square, rectangle, triangle, and circle from coloured paper.Arrange these shapes to create a beautiful scenery such as a house, sun, trees, or mountains.Decorate your work neatly and make it colourful.
5. Calendar Activity: Draw a small calendar of any one month on A4 size sheet make it attractive . Now Circle all Sundays and mark any important dates.
6. Numbers 1 to 300:Write numbers from 1 to 1000 neatly.Highlight even numbers in blue colour and odd numbers in red colour.
7. Home Objects Activity:- Draw and name 10 objects found at home that are long and round. Do this activity on a chart paper.

## EVS

1. **Internal and External Organs (A-3 Sheet)** Write the **names** of internal and external organs. Paste colored Pictures and write their name.  
*Examples: Internal Organs:* Brain, Heart, Lungs, Stomach etc.  
*External Organs:* Eyes, Ears, Nose, Hands, Legs
2. **Road Signs Diagram (A-3 Sheet)**  
 Draw and color 10 **important road signs**. Label each sign.  
*Examples:* Stop , No Parking, Zebra Crossing, School Ahead, Speed Limit etc .  
 Use a **traffic theme border** and write a safety slogan on the sheet (e.g., "Follow rules, stay safe!")

## COMPUTER –

Take an A4 sheet or chart paper and draw a big picture of a computer. Make it colourful and neat. Label the main parts of the computer clearly.Include the following parts: Monitor, CPU, Keyboard, Mouse, Speakers

## Art and Craft (on A4 size sheet )

1. Draw and colour a rainbow with clouds and the sun on an A4 sheet.
2. Draw your favourite fruit and colour it neatly.
3. Draw and colour any one animal or bird of your choice.

1. Look at the images with noun and choose if they belong to person , place , things or animals



- Person
- Place
- Thing



- Person
- Place
- Thing



- Person
- Place
- Thing



- Person
- Place
- Thing



- Person
- Place
- Thing



- Animal
- Place
- Thing



- Person
- Place
- Thing



- Person
- Place
- Thing



- Person
- Place
- Thing



- Animal
- Place
- Thing

Q2. Write the rhyming words :-

a.) day \_\_\_\_\_

(c) man \_\_\_\_\_

b.) wood \_\_\_\_\_

(d) fox \_\_\_\_\_

## ASSIGNMENT -2

### Q1. Add suitable suffixes to make new words.

1. Help + \_\_\_\_\_
2. Care + \_\_\_\_\_
3. Hope + \_\_\_\_\_
4. Play + \_\_\_\_\_
5. Joy + \_\_\_\_\_
6. Colour + \_\_\_\_\_
7. Use + \_\_\_\_\_
8. Fear + \_\_\_\_\_
9. Wonder + \_\_\_\_\_

### Q2. Write the plural forms of the following words.

1. Book - \_\_\_\_\_
2. Mango - \_\_\_\_\_
3. Box - \_\_\_\_\_
4. Baby - \_\_\_\_\_
5. Toy - \_\_\_\_\_
6. Bus - \_\_\_\_\_
7. Dish - \_\_\_\_\_
8. Leaf - \_\_\_\_\_
9. Pencil - \_\_\_\_\_

### Q3. Fill in the blanks with the correct comparison words (-er / -est).

1. A lion is \_\_\_\_\_ than a fox.
2. Mount Everest is the \_\_\_\_\_ mountain.
3. Riya is \_\_\_\_\_ than Meena.
4. This road is the \_\_\_\_\_ in the village.
5. A train is \_\_\_\_\_ than a bicycle.
6. Rahul is the \_\_\_\_\_ boy in the class.

### Q4. Arrange the following words in alphabetical order.

1. Mango, Apple, Banana - \_\_\_\_\_
2. Cat, Ball, Ant - \_\_\_\_\_
3. Sun, Rain, Cloud - \_\_\_\_\_
4. Zebra, Lion, Elephant - \_\_\_\_\_
5. Rose, Lotus, Jasmine - \_\_\_\_\_

### Q5. Fill in the blanks with a, an, or the.

1. I saw \_\_\_\_\_ elephant in the zoo.
2. This is \_\_\_\_\_ red ball.
3. \_\_\_\_\_ sun rises in the east.
4. She has \_\_\_\_\_ umbrella.
5. I ate \_\_\_\_\_ apple in the morning.

### Assignment:3

Q1 Complete the story by filling the blanks, use the pictures as clues: -



One day the \_\_\_\_\_ was shining. The \_\_\_\_\_  was



sleeping. The  \_\_\_\_\_ was sleeping.

But the  saw a  .

“HELP! HELP!” she cried.

The  and the  \_\_\_\_\_ hide inside a

 \_\_\_\_\_ . The  \_\_\_\_\_ Flew into the  .

The  run away. The  went on shining .

### Q.2 Fruit Riddles

1. I'm red, round, juicy, and grow on trees. What am I?

Answer: A \_\_\_\_\_ E

2. I'm yellow outside, soft inside, and monkeys love me. What am I?

Answer: B \_\_\_\_\_ A

3. I'm small, round, purple or green, and grow in bunches. What am I?

Answer: G \_\_\_\_\_ S

4. I'm orange, juicy, round, and full of vitamin C. What am I?

Answer: O \_\_\_\_\_ E

## हिंदी कार्यपत्रिका -1

### प्रश्न 1: संज्ञा शब्द पहचानकर लिखिए।

1. राम स्कूल गया।
2. मोहन आम खा रहा है।
3. गाय घास खाती है।
4. दिल्ली भारत की राजधानी है।
5. सीता कहानी पढ़ रही है।
6. बच्चे मैदान में खेल रहे हैं।
7. रीना बाजार गई।
8. मोर राष्ट्रीय पक्षी है।

### प्रश्न 2: वचन बदलो।

1. लड़का -
2. किताब -
3. बच्चा -
4. गाय -
5. चिड़िया -
6. फूल -
7. लड़की -
8. माला -
9. केला -

### प्रश्न 3: समान तुक वाले शब्द लिखिए।

1. रात -
2. बात -
3. मेला -
4. खेल -
5. फूल -
6. दिन -
7. घर -
8. काला -
9. दूर -

### प्रश्न 4: निम्नलिखित संयुक्ताक्षरों से 3-3 शब्द बनाइए :

1. न्य -
2. स्त -
3. क्त -

### प्रश्न 5 अनुस्वार और अनुनासिक वाले शब्द अलग-अलग लिखिए।

अंगूर साँप रंग पंखा हँसी गाँव बंदर झंडा माँ चंदन संतरा आँसू चाँदी मंदिर चाँद

अनुस्वार	अनुनासिक

--	--

1. सही मात्रा लगा कर शब्द बनाइए



शर

\_\_\_\_\_



गलब

\_\_\_\_\_



मछल

\_\_\_\_\_



हरन

\_\_\_\_\_



रलगड़









\_\_\_\_\_



पध

\_\_\_\_\_

2. चित्र देख कर जानवरों के नाम लिखे



1

## २० रंग खोजिए

10

शा संकेत :

गे	जा	फि	रो	ज़ी	बैं	साँ
रु	के	मु	धा	ग	व	सु
आ	स	मा	नी	ला	ल	न
ना	रि	स	ले	टी	भू	ह
रं	या	फे	खा	पी	का	रा
गी	•	द	की	गु	ला	बी

2. फूलों के नाम छांट कर लिखो

पा	रि	जा	त	ल
मे	गु	फ	म	च
कि	ला	क	सा	मे
श	ब	दा	लि	ली
ज्ञ	गें	कु	सु	म

_____
_____
_____
_____
_____
_____

**MATHS**

**CLASS- II**

**ASSIGNMENT - 1**

Q1. Write in expanded form-

a)  $326 = \square + \square + \square$

b)  $319 = \square + \square + \square$

c)  $758 = \square + \square + \square$

d)  $685 = \square + \square + \square$

e)  $903 = \square + \square + \square$

Q2. Write in short form -

a)  $700 + 70 + 1 = \square$

b)  $600 + 20 + 5 = \square$

c)  $800 + 70 + 3 = \square$

d)  $500 + 80 + 0 = \square$

e)  $900 + 60 + 3 =$

Q3. Fill in the blanks with  $<$  ,  $>$  or  $=$

a)  $346$  \_\_\_\_\_  $248$

d)  $725$  \_\_\_\_\_  $725$

b)  $972$  \_\_\_\_\_  $846$

e)  $669$  \_\_\_\_\_  $325$

c)  $108$  \_\_\_\_\_  $245$

f)  $669$  \_\_\_\_\_  $325$

Q4. Arrange the following numbers in descending order -

a)  $116, 157, 98, 240$

\_\_\_\_\_ , \_\_\_\_\_ , \_\_\_\_\_ , \_\_\_\_\_

b)  $118, 120, 115, 125$

\_\_\_\_\_ , \_\_\_\_\_ , \_\_\_\_\_ , \_\_\_\_\_

**MATHS**

**ASSIGNMENT -2**

Name: \_\_\_\_\_

Roll No: \_\_\_\_\_

Q1. Write the numbers by skip counting -

a) Skip counting in 2s

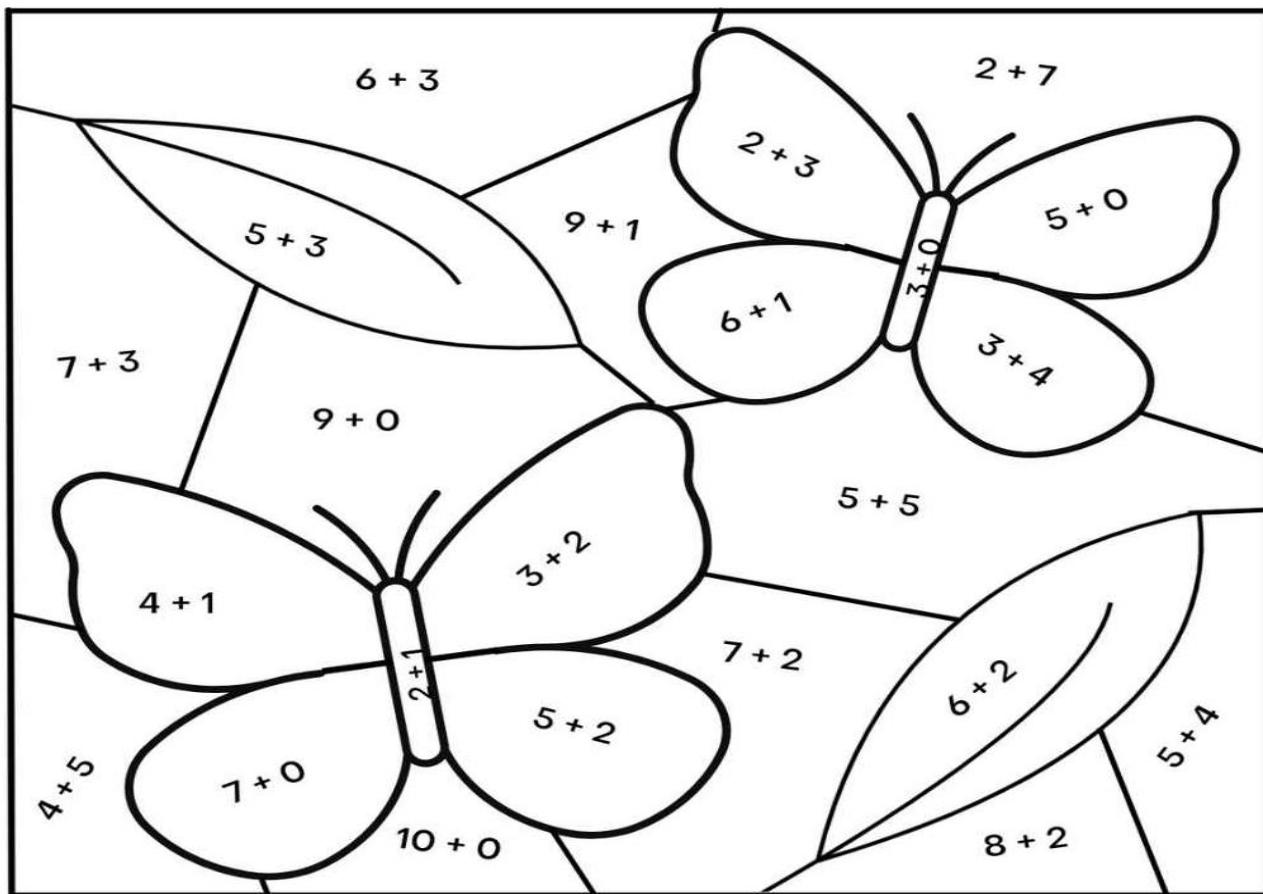
$16 =$

b) Skip counting in 3s

$12 =$

c) Skip counting in 4s

$44 =$



Directions:

1. Pick an addition problem to solve.
2. Then color in the section using the key below.
3. Repeat until each problem is solved and section is colored.

**Blue**     9

**Black**   3

**Green**   8

**Orange**   7

**Purple**   10

**Yellow**   5

Q1. Circle the correct answer.

- a. The greatest number  $\longrightarrow$  129      198      139  
 b. The smallest number  $\longrightarrow$  170      167      111  
 c.  $100 + 20$   $\longrightarrow$  120      102      122  
 d. 1 hundred + 6 ones  $\longrightarrow$  160      106      101  
 e.  $100 + 50 + 1$   $\longrightarrow$  115      150      151  
 f. 1 hundred + 7 tens  $\longrightarrow$  107      177      170



Q2. Colour the boxes ( in the given colour) with the correct answers:

- a. The number between 120 and 122 ( blue)  
 b. The odd number just before 197 (yellow)  
 c. The even number just after 198 (green)  
 d. The number just before 124 ( pink)

195	119	199
198	200	196
123	124	121

Activate Windows  
Go to Settings to activate

Q3. Let's make numbers using the digits given.



- a. The smallest three digit number.  
 b. The greatest three digit number.  
 c. Any number between 160 and 180.  
 d. A two digit number less than 80.  
 e. A two digit number more than 60.


Q4. Solve the following subtractions.

1.  $78 - 25 =$  \_\_\_\_\_  
 2.  $90 - 11 =$  \_\_\_\_\_  
 3.  $67 - 22 =$  \_\_\_\_\_

4.  $54 - 12 =$  \_\_\_\_\_  
 5.  $89 - 34 =$  \_\_\_\_\_  
 6.  $70 - 15 =$  \_\_\_\_\_

## Environmental Education

### 1. Rearrange the letters to find the name of the body parts.

a) R E A \_\_\_\_\_

d) G E L \_\_\_\_\_

b) H N D A \_\_\_\_\_

e) C N E K \_\_\_\_\_

c) Y E E S \_\_\_\_\_

f) O N E S \_\_\_\_\_

### 2. Write the names of body parts.

a) We see with our \_\_\_\_\_.

e) We taste with our \_\_\_\_\_.

b) We hear with our \_\_\_\_\_.

f) We write with our \_\_\_\_\_.

c) We walk with our \_\_\_\_\_.

g) We chew food with our \_\_\_\_\_.

d) We smell with our \_\_\_\_\_.

h) We think with our \_\_\_\_\_.

### 3. Write how many of each of these body parts we have.

1. Toes



2. Thumbs



3. Fingers



4. Nose



5. Hands



6. Arms



7. Mouth



8. Eyes



9. Leg




10. Head



11. Ears



1 Look at the picture and complete the sentences.



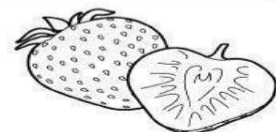
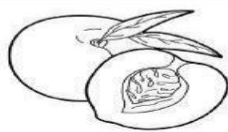



- a) Ram is Sanvi's \_\_\_\_\_.
- b) Geeta is Kaira's \_\_\_\_\_.
- c) Kaira is Sanvi's \_\_\_\_\_.
- d) Dhruv is Kaira's \_\_\_\_\_.
- e) Dhruv is Daksh's \_\_\_\_\_.
- f) Kiran is Kaira's \_\_\_\_\_.
- g) Sanvi is Daksh's \_\_\_\_\_.
- h) Anu is Sanvi's \_\_\_\_\_.

2.

## fruit word search

- Write the name of the fruit in the space provided.
- Find the word in the word search puzzle.  
(Words only run across and down.)

s	t	r	a	w	b	e	r	r	y
o	r	a	n	j	e	p	e	a	r
r	m	e	h	o	a	e	w	n	a
a	b	a	b	a	n	a	n	a	p
n	x	p	a	i	r	c	e	y	p
g	r	a	p	e	s	h	k	a	l
e	p	i	n	e	a	p	p	l	e



Name: \_\_\_\_\_

Roll No: \_\_\_\_\_

Q1. Tick the correct word to complete the sentence below -

a) The \_\_\_\_\_ is the control center of our body.



brain



heart

b) The \_\_\_\_\_ pumps blood around the body.



stomach



heart

c) We use our \_\_\_\_\_ to breathe







brain



lungs

Q2. Fill in the blanks with the help of given picture -

a) Cut your  \_\_\_\_\_ once a week.b)  \_\_\_\_\_ your teeth twice a day.c) Always drink clean \_\_\_\_\_ . d) Wash your  \_\_\_\_\_ before and after meals.e) Comb your  \_\_\_\_\_ properly.f) Take  a \_\_\_\_\_ everyday.g) Wash  \_\_\_\_\_ and  \_\_\_\_\_ before eating.

Name: \_\_\_\_\_

Roll No: \_\_\_\_\_

**Q1. Rearrange the jumble words -**

aorgn - \_\_\_\_\_

velir - \_\_\_\_\_

sgunl - \_\_\_\_\_

ksni - \_\_\_\_\_

bdoy - \_\_\_\_\_

sseen - \_\_\_\_\_

rainb - \_\_\_\_\_

bdloo - \_\_\_\_\_

fdoo - \_\_\_\_\_

htesc - \_\_\_\_\_

**Q2. Guess which body part I am?**

a) I help you to taste food. \_\_\_\_\_

b) I help you to hold and write. \_\_\_\_\_

c) I can regenerate myself. \_\_\_\_\_

d) I help you to feel hot or cold things. \_\_\_\_\_

e) I am the control house of your body. \_\_\_\_\_

f) I provide oxygen to the body. \_\_\_\_\_

g) I am the pumping house of the body. \_\_\_\_\_

h) I give shape to the body. \_\_\_\_\_

i) I help you to walk and run. \_\_\_\_\_

j) I help you to breathe. \_\_\_\_\_

1. Look at the each pattern .Circle the picture that will come next

A


B
