

LITTLE FAIRY PUBLIC SCHOOL

Class 3

Holiday Homework – Summer Vacation (2026–27)

The summer vacation will commence from 18th May 2026 (Monday) and continue until 30th June 2026 (Tuesday). The school will reopen on 1st July 2026 (Wednesday).

Summer vacation is a wonderful time to relax, learn new things, and spend quality time with family. Use your holidays wisely by reading storybooks, playing outdoor games, learning new skills, and helping your parents at home. Activities like skating, swimming, cycling, drawing, and yoga will keep you active and healthy. The holiday homework has been designed to strengthen concepts learned in school, encourage creativity, and develop good habits and life skills through enjoyable activities.

Parents are requested to take their children to educational and cultural places in Delhi such as Bharat Darshan Park, Waste to Wonder Park, Pradhan Mantri Sangrahalaya, Garden of Five Senses, etc., to encourage learning beyond the classroom.

Celebrate International Yoga Day on 21st June by practicing simple yoga asanas at home and sharing photographs with your class teacher.

Keep a water bowl on your terrace for birds. Refill and clean it everyday.

Important Instructions:

- Revise all class work regularly.
- Complete all work neatly and on time.
- Maintain neatness, creativity, and accuracy in all activities.
- Submit the holiday homework after the school reopens.

Wishing you a joyful, creative, and enriching summer vacation.

GENERAL INSTRUCTIONS

1. Complete all work neatly and creatively.
2. Use colours, drawings, and decorative borders wherever needed.
3. Submit the homework in a well-maintained file or scrapbook.
4. Parents are requested to guide the children wherever necessary.

English

“ MY LITTLE ENGLISH ADVENTURE BOOK “

Instructions:-

Create a small handmade book (7–8 pages) using A4 sheets folded and stapled together.

Decorate the cover page beautifully and write the title:

✨ **“My Little English Adventure Book”** ✨

Each page will include one fun and creative English activity.

Page 1 : About My Holidays: Write 6–8 simple sentences about your holidays.

Example:

- I went to my grandparents' house.
- I played with my cousins.
- I visited a park with my family.
- I enjoyed eating ice cream.

Draw and colour related pictures neatly.

⇒ Page 2 : Word Treasure Hunt : Find and write 5 new words from any story book .

Write: The word and its meaning. Use any 2–3 words in meaningful sentences

Example:

Word Meaning

Brave Fearless

✍ Example Sentence: The brave soldier saved the people. Decorate the page creatively.

⇒ Page 3 : Be a Story Maker

Look around your home and pick any 3 objects. Example: ball, chair, doll, bottle, bag etc. Make a short story in 8–10 lines using those objects. Draw pictures related to your story.

⇒ Page 4 : Talk Time: Ask your parents or grandparents: “What games did you play in your childhood?”.

Write 6–8 sentences about their answer.

You may include:

- Name of the game
- Where they played
- Who played with them
- Why they liked the game

Draw or paste pictures of the games if possible.

⇒ Page 5 : Nature Diary: Observe something in nature such as:Trees , Birds, Flowers, Clouds, Sky

Draw and colour the picture neatly. Write 4 sentences:

What did you see?, What colour was it? ,What was it doing?,Why did you like it?

⇒ Speaking Activity : Holiday Talk

Prepare 8–10 lines to speak about your holidays. Students will speak in class after the vacation.

You may include:

- Where you went, What you enjoyed, Games you played,
- Favourite food you enjoyed ,What you learned during holidays

हिंदी

गर्मी की छुट्टियों में मज़े के साथ पढ़ाई भी करते रहो। यहाँ कुछ आसान और मजेदार कार्य दिए गए हैं। उन्हें एक अलग सुंदर कॉपी में कीजिए और सजाइए।

1. रोज एक पेज सुंदर सुलेख करो।
2. हिंदी की बाल कहानी की किताब में से कोई 4 कहानियाँ पढ़ो और हर कहानी से 5 नए शब्द लिखकर उनके अर्थ भी लिखो और वाक्य बनाओ। (छोटे-छोटे)
3. संज्ञा खोजो गतिविधि
:अपने घर या विद्यालय में दिखाई देने वाली 20 संज्ञाएँ लिखिए।
उन्हें तीन भागों में बाँटिए:व्यक्ति स्थान वस्तु
4. चित्र-वर्णन: कोई एक सुंदर चित्र को बनाकर या चिपकाकर उसके बारे में 8–10 वाक्य लिखिए।
चित्र साफ-सुथरा और रंगीन होना चाहिए।
5. मेरी गर्मी की छुट्टियों में मैंने क्या किया 10 लाइन में लिखो।

6. 10 फलों और 10 सब्जियों के नाम लिखकर चित्र चिपकाओ।
7. 5 पक्षियों और 5 जानवरों के नाम चित्र सहित लिखो और उनकी बोलियाँ भी लिखो।
8. प्रतिदिन एक श्रुतलेख लिखिए। (हिंदी पाठ्यपुस्तक के पाठ 1 से 3 तक)

MATHEMATICS

1. Learn and write tables from 1 to 15. (We use $2 \times 1 = 2$, $2 \times 2 = 4$,
2. Addition and Subtraction Fun Book. Prepare a small booklet with:
3. 10 addition sums and 10 subtraction sums of 3-digit and 4-digit numbers
4. Add colourful drawings or stickers.
5. Use the given number and write all the possible 3 digit numbers. use a digit only once .
Example: 2, 5 and 9 :- 259 , 295, 529 ,592 ,925 ,952

i). 5,7 and 6	iii.) 1,8 and 9	v.)3,5 and 8
ii). 1,2 and 3	iv.) 4,5 and 6	vi.)9,6 and 8
6. Take two A4 size sheet . Write the number names of 4200 to 4250 and 8080 to 8100 on it .
7. Look at the Indian note of rupees 500 and write the answers to the following questions (to be done on an A-4 size sheet)
 - (a) What is the colour of the note?
 - (b) Whose face do you see on the note?
 - (c) Who has signed the note?
 - (d) Who prints the currency notes in India?
 - (e) How many languages have been used to write ₹500 on the back side of the note?

SOCIAL STUDIES

1. Label continents and oceans on the world map.
2. Create a scrapbook on the lives of Early humans showing – where they lived , the food they ate , tools they used and the discoveries they made.
3. Our Neighbours Scrapbook: Paste pictures of neighbouring countries of India. Write: Country name, Capital, National flag (Any 3 countries)
4. Earth Protection Pledge. Write 5 ways to keep our Earth clean and green.
Decorate the page with drawings.
5. Maps Shows boundaries .Do you think boundaries are important ? Can we all live in peace on this earth without boundaries ? (A4 size sheet)
6. Our environment is the world around us .But many people make it dirty .How can you keep he environment clean ? (A4 size sheet)
7. Prepare a project on any one state of India. Collect information and write about the following points:
 - Climate ,Landforms ,Industries ,Festivals ,Music and Dance ,Famous People
 - Famous Places ,Current Chief Minister of the State , Places of visit

Talk to elderly family members or relatives to learn interesting facts and history related to the state. Present your findings creatively in the class using pictures, drawings, maps, or charts.

Instructions: Use neat handwriting. ,Add colourful pictures and decorations. ,Write the project on A4 sheets or in a scrapbook file.Mention the name of the state clearly on the cover page.

SCIENCE

1. Find out the names of animals that cannot jump and animals that cannot swim. Collect and paste their pictures neatly on an A3 size sheet and write their names below each picture. Decorate the sheet creatively with colours and borders.
2. Prepare a healthy one-day diet plan for yourself on an A4 size sheet. Include breakfast, lunch, snacks, and dinner. You may also draw or paste pictures of healthy food items and decorate your work neatly.
3. Choose any five animals of your choice and write 2–3 lines about their feeding habits on an A3 size sheet. Mention what they eat, such as plants, meat, grains, or both. Paste or draw colourful pictures of the animals.
4. Make a beautiful bird house using old boxes or waste materials available at home. Decorate it creatively using colours, paper, ribbons, or natural materials. You may hang it in your balcony or garden to attract birds.
5. Collect some fallen flowers and leaves from your surroundings. Place them carefully between the pages of a heavy book for a few days until they become completely dry. Use the dried flowers and leaves to make a beautiful collage on a sheet and decorate it creatively.

Computer

Roll No. 1 – 20 : Topic: Input Devices & Memory Devices

- Collect pictures of different input and memory devices. Paste or draw at least 5 devices of each type.
- Write 1–2 lines about the use of each device.

Examples: Keyboard, Mouse, Scanner, Microphone, Pen Drive, Hard Disk, Memory Card, etc.

Roll No. 21 – 40 Topic: Output Devices & Processing Devices

- Collect pictures of different output and processing devices. Paste or draw at least 5 devices of each type. Write 1–2 lines about the use of each device.

Examples: Monitor, Printer, Speakers, Projector, CPU, RAM, Processor, etc.

- Do the work neatly on A4 sheets. Use colourful headings and pictures.

Art

1. Nature Scenery Art : draw four side border on sheet. Draw and colour a beautiful nature scenery on an A4 sheet using crayons or water colours include mountains, trees, river, sun, birds, and flowers in your drawing.
2. Colour Canvas Art and Craft Book - Page no.- 13, 45, 47 (In Book)

Common Noun

Proper Noun

state

Q3. Fill in the blanks with suitable adjectives.

1. The _____ mango is tasty.
2. I have a _____ bag.
3. The lion is a _____ animal.
4. She wears a _____ dress.
5. We saw a _____ butterfly.

Q4 . Rearrange the words to form meaningful sentences.

1. is / garden / beautiful / the
2. school / I / to / daily / go
3. likes / ice cream / Riya
4. playing / children / are
5. bird / tree / the / on / sits

Q5. Write 2-2 rhyming words for the given words

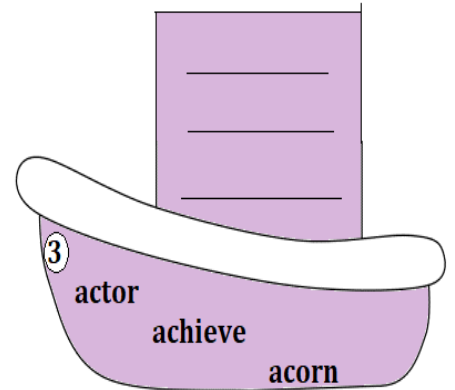
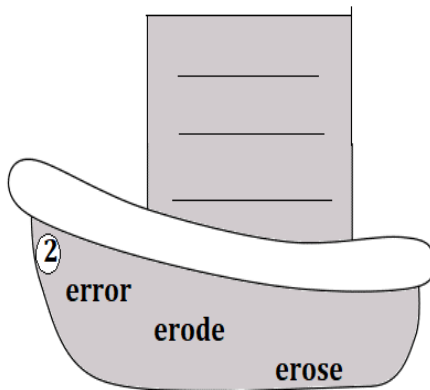
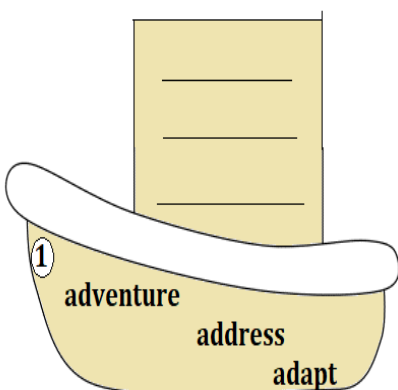
- | | |
|-------------------------|--------------------------|
| 1. Cat - _____ , _____ | 4. Sun - _____ , _____ |
| 2. Ball - _____ , _____ | 5. Light - _____ , _____ |
| 3. Tree _____ , _____ | 6. Book _____ , _____ |

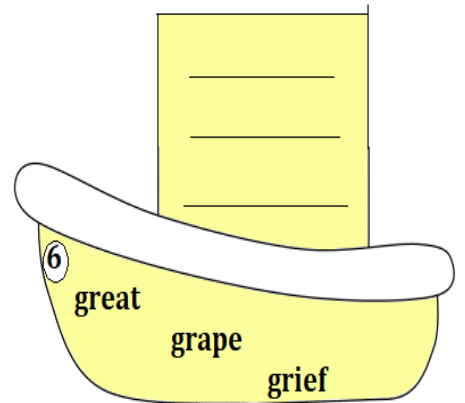
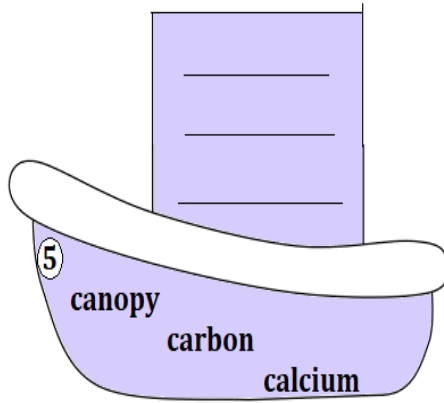
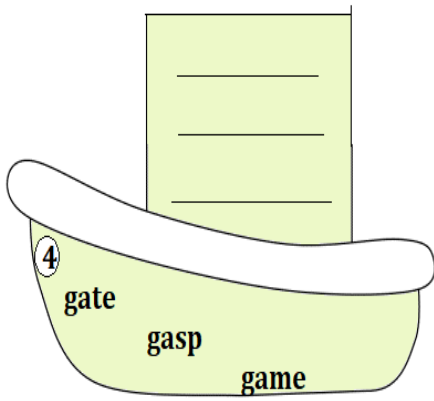
Q6. Fill in the blanks with a, an or the.

- | | | |
|---------------|------------------|---------------|
| 1. ____ apple | 3. ____ umbrella | 5. ____ moon |
| 2. ____ sun | 4. ____ tiger | 6. ____ earth |

Assignment : 2

1. Arrange each set of words in alphabetical order based on the first three letters.





2. Add an s or es at the end of each word to form the plural.

1. flower _____

2. tool _____

3. box _____

4. tree _____

5. flash _____

6. church _____

7. lunch _____

8. apple _____

9. peach _____

10. truck _____

11. waltz _____

12. crash _____

13. blanket _____

14. tax _____

15. dog _____

16. egg _____

17. car _____

18. beach _____

MATHEMATICS WORKSHEET – 1

Q1. Write the number names.

1. 4532 = _____

3. 7650 = _____

2. 9108 = _____

4. 9999 = _____

Q2. Write the expanded form.

1. 5678 = _____

3. 3405 = _____

2. 9021 = _____

4. 6575 = _____

Q3. Fill in the missing numbers.

1. 4998, 4999, _____, _____

3. _____, 3456, 3457, _____

2. 7210, _____, 7212, _____

4. 6210, _____, 6212, _____

Q4. Choose the correct option.

1. Place value of 7 in 473

(a) 7 (b) 70 (c) 700

2. $3000 + 20 + 3 =$

(a) 323 (b) 3023 (c) 3203

Q5. Write Roman numerals.

1. $8 =$ _____

3. $26 =$ _____

2. $12 =$ _____

4. $38 =$ _____

Q7. Round off to nearest tens.

Number	Nearest Tens	Number	Nearest Tens
43		54	
76		83	
95		97	
21		94	

Q8. Add the following.

1. $4362 + 379 =$ _____

3. $6008 + 1808 =$ _____

2. $5168 + 4432 =$ _____

4. $6954 + 2412 =$ _____

Q9. Write these numbers in words.

a) 4578 = _____

b) 3019 = _____

c) 3000 = _____

d) 2987 = _____

e) 8730 = _____

Mathematics

worksheet -2

1. Write these numbers in standard form.

a) Six thousand four hundred and one = _____

b) Eight thousand two hundred and twelve = _____

c) One thousand and one = _____

d) Three thousand three hundred and thirteen = _____

e) Seven thousand four hundred and thirty one = _____

2. Write the number in its expanded form.

a) $8765 =$ _____

b) $9999 =$ _____

c) $2323 =$ _____

d) $1016 =$ _____

3. Write the numbers.

a) $4000 + 300 + 20 + 1 =$ _____

d) $5000 + 400 + 70 + 4 =$ _____

b) $6000 + 200 + 30 + 9 =$ _____

e) $8000 + 30 + 9 =$ _____

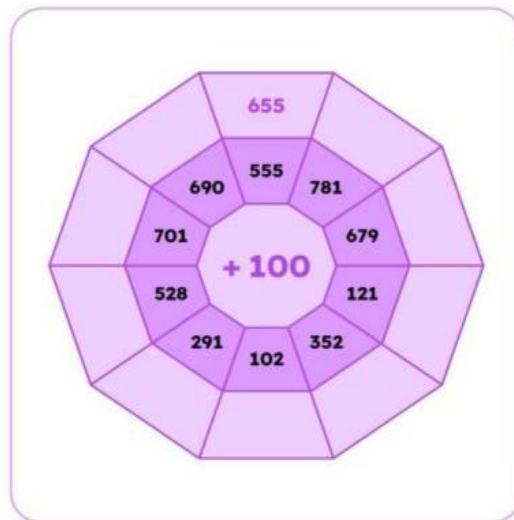
c) $8000 + 100 + 7 =$ _____

f) $7000 + 200 + 30 =$ _____

4. Form the smallest and the largest number using the given digits:

5, 7, 4, 0 Smallest number = _____ largest number = _____

Q2. Fill in the numbers in the outer ring by adding the numbers in the middle ring to the centre number:



SCIENCE WORKSHEET – 1

1. Fill in the blanks using the word box.

Word Box: nutrition, Living, pencil, eggs, food, tree, environment

1. Living things need _____ to grow.
2. The sun is an example of a _____ thing.
3. Fish reproduce by laying _____.
4. Plants prepare their own _____.
5. A _____ is an example of a living thing.

2. Circle the correct answer.

1. Ox / Fox is a herbivore.
2. Man / Tiger is an omnivore.
3. Snakes / Rats swallow their prey whole.
4. Honeybee / Crow sucks nectar.
5. Cow / Lion is a herbivore.

3. Match the following.

Column A	Column B
Herbivores	Eat both
Carnivores	Herbivore
Omnivores	Carnivore
Cow	Eat plants
Tiger	Eat flesh

4. Answer the following.

1. What do plants need to grow? _____
2. Name two living things. _____
3. Name two non-living things. _____
4. Why animals are called living things? _____
5. What do insects use to breathe? _____

5. Name the following :-

- a) Animals that eat plants. _____
- b) Animals that eat flesh of other animals. _____
- c) Animals that eat both plants and flesh of other animals. _____
- d) The primary producer of all food chains. _____

1. Match the animals to their mode of feeding:

- | | |
|--------------------|-----------------|
| a) Snake, frog | () gnawing |
| b) Cow, horse | () sucking |
| c) Leech, mosquito | () swallowing |
| d) Rat, squirrel | () cud-chewing |
| e) Cat, dog | () licking |

2. Unscramble the letter to know the name of these animals.

- a. I have a sticky tongue OFGR __

b. I use my trunk as my nose TENLHAEP

3. Write the correct term from the word bank on the line next to its definition.

1. The part of the plants that makes food for the plant by a process known as photosynthesis

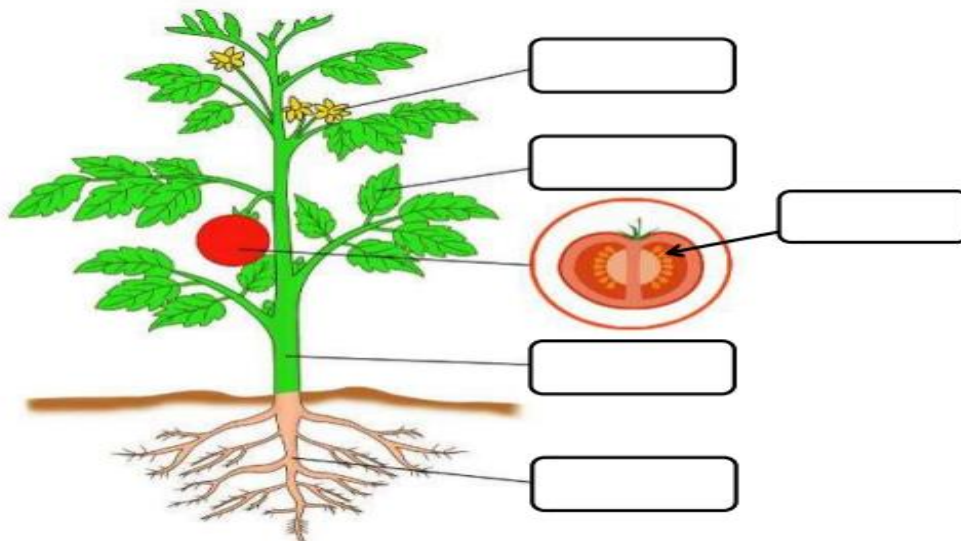
2. The part of the plants that carries water and nutrients to other parts of the plant _____
3. The reproductive part of the plants that produces seeds _____
4. The part of the plants that absorbs water and nutrients from the soil _____
5. The part of the plants that protect the seeds _____

Word Bank :- Flowers, Stems, Leaves, Fruits, Roots

7. Complete the following with the help of given clues

flower stem leaves roots seeds petals

A plant's _____ take up water and nutrients from the soil. They travel up the _____ to the rest of the plant. The _____ use water, nutrients, and sunlight to make food for the plant. A _____ has _____ around it to attract pollinators. Inside, _____ grow to make new plants.



SOCIAL STUDIES WORKSHEET – 1

1. Unscramble the words.

- | | | |
|-----------------------|-------------------|------------------|
| 1. MAPEREHSTO - _____ | 2. ATNEPL - _____ | 3. NOECA - _____ |
| 4. AMSCPSO - _____ | 5. BGOLE - _____ | 6. DIAIN - _____ |

2. Correct the statements.

1. The Arctic Ocean is the largest ocean.

2. The Sun revolves around the planets.

3. The Sun is a planet.

3. Fill in the blanks.

- i). Gujarat lies in the _____ direction of India.
- ii). The _____ is the Earth's only natural satellite.
- iii). The book of maps is called _____.
- iv). The Sun is the source of _____ on Earth.
- v). Asia is the _____ continent.

4. Match the following.

Column A	Column B
Satellite	Twinkle in sky
Map	Smallest continent
Stars	Largest continent
Australia	Moon
Asia	Drawing of Earth

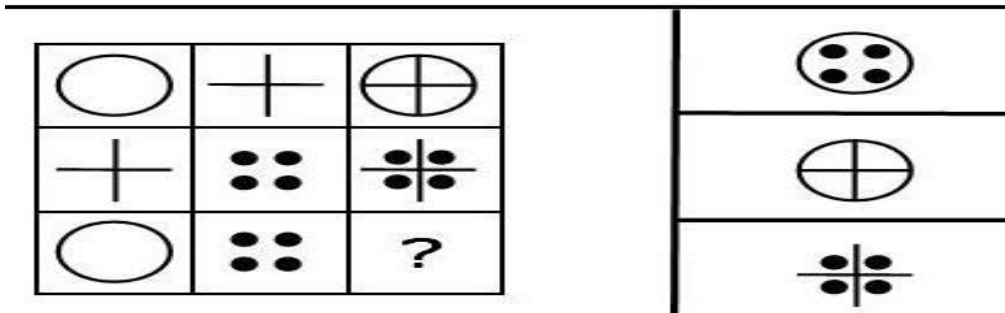
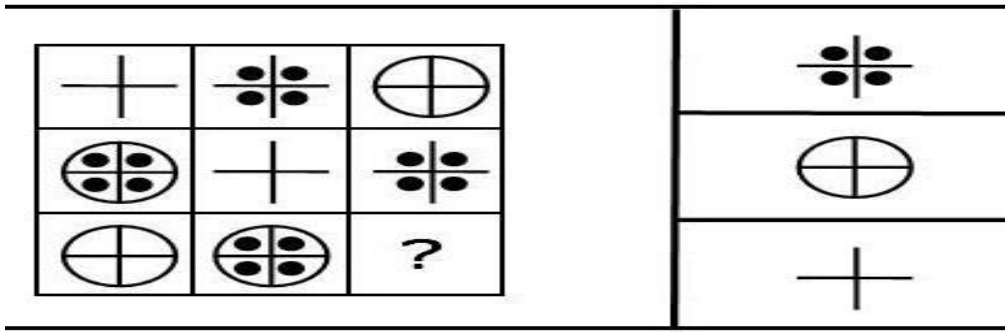
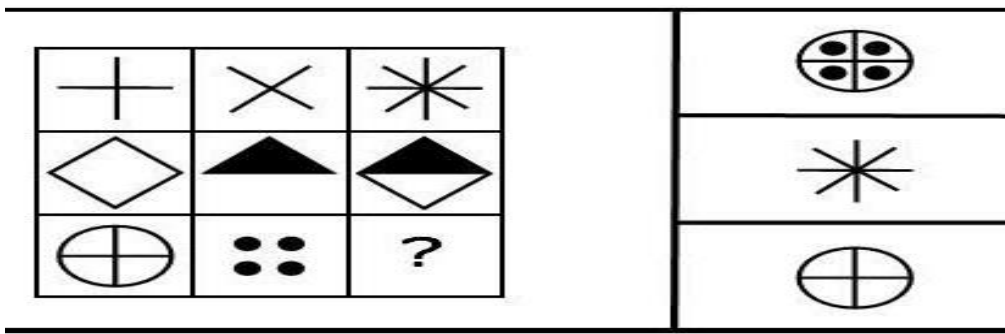
5. Unscramble the letters to form the correct word:

- a) We live on this planet: **(TEARH)** _____
- b) Big burning ball of gas and fire: **(NSU)** _____
- c) There are eight of them in our solar system: **(PTSALEN)** _____
- d) It shines in the sky at night: **(NOMO)** _____
- e) Place where land and sea meets: **(STOCA)** _____

- 6. The Earth has a family and all the members live together without fighting with each other . Do you also avoid fights with your brother and sister and live like the earth.
- 7. 'Love your neighbour'. The earth loves its neighbours . Do you love your neighbours ?
Q 6 and 7 do it on A4 size sheet

Q1. Fill in the blanks:-

- a) The name of our galaxy is _____.
- b) _____ revolve around planets.
- c) In olden days, people believed that the Earth was _____ in shape.
- d) There are _____ union territories in India.
- e) Our country lies in the continent of _____.
- f) The layer of air around the earth is called _____.



2. Fill in the blank boxes :

4	2	9	15
	5		20
3	1		6
14	8	19	

		2	16
	4	1	10
8			20
20	12	14	

	5		11
9			20
	5	1	14
18	14	13	

3		5	16
		7	13
8			16
12	16	17	